


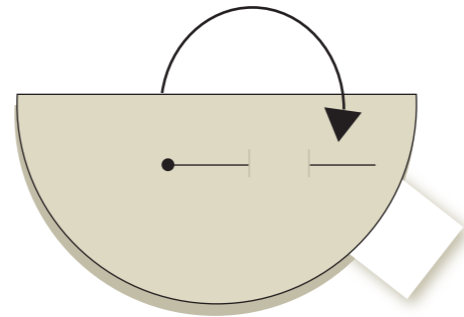
# FORTUNE COOKIE - PAPER CRAFT - STEP-BY-STEP



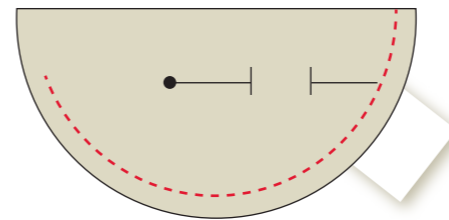
# FORTUNE COOKIE - FABRIC CRAFT - STEP-BY-STEP



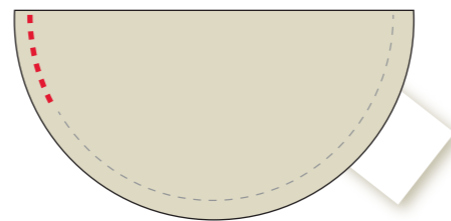
**STEP 1:**  
Cut out the circle.  
Write down your well-wishes in the  
message strip



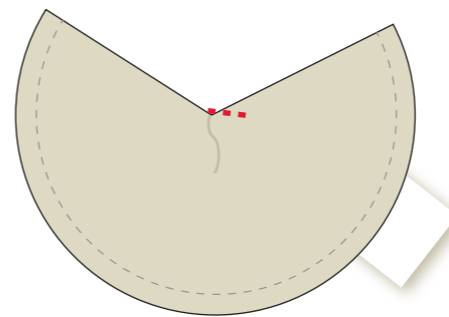
**STEP 2:**  
Fold half & place message strip along  
the side. Pin it in place.



**STEP 3:**  
Sew along the red line & leave a  
opening for stuffing.




**STEP 4:**  
After stuffing, seal up the opening.



**STEP 5:**  
Bend and sew the sides together.

FORTUNE COOKIE - FABRIC CRAFT - OUTCOME 1



FORTUNE COOKIE - FABRIC CRAFT - OUTCOME 2

